


Courtesy of <http://BlackRadios.terryo.org>

REV.	DESCRIPTION	DATE
1	RELEASED FOR PRODUCTION	8-2-75
2	REVISION	8-2-75
3	REVISION	8-2-75
4	REV. CH. 143 BY JCL. TUNER & WAVE PANEL	11-2-75
5	REV. TUN. 143	11-2-75
6	REV. TUN. 143	11-2-75
7	REV. TUN. 143	11-2-75



PRESETS

1	100-1000MHz
2	100-1000MHz
3	100-1000MHz
4	100-1000MHz
5	100-1000MHz
6	100-1000MHz
7	100-1000MHz
8	100-1000MHz
9	100-1000MHz
10	100-1000MHz
11	100-1000MHz
12	100-1000MHz
13	100-1000MHz
14	100-1000MHz
15	100-1000MHz
16	100-1000MHz
17	100-1000MHz
18	100-1000MHz
19	100-1000MHz
20	100-1000MHz
21	100-1000MHz
22	100-1000MHz
23	100-1000MHz
24	100-1000MHz
25	100-1000MHz
26	100-1000MHz
27	100-1000MHz
28	100-1000MHz
29	100-1000MHz
30	100-1000MHz
31	100-1000MHz
32	100-1000MHz
33	100-1000MHz
34	100-1000MHz
35	100-1000MHz
36	100-1000MHz
37	100-1000MHz
38	100-1000MHz
39	100-1000MHz
40	100-1000MHz
41	100-1000MHz
42	100-1000MHz
43	100-1000MHz
44	100-1000MHz
45	100-1000MHz
46	100-1000MHz
47	100-1000MHz
48	100-1000MHz
49	100-1000MHz
50	100-1000MHz
51	100-1000MHz
52	100-1000MHz
53	100-1000MHz
54	100-1000MHz
55	100-1000MHz
56	100-1000MHz
57	100-1000MHz
58	100-1000MHz
59	100-1000MHz
60	100-1000MHz

NOTES

- UNLESS OTHERWISE SPECIFIED, ALL PARTS ARE TO BE COMMERCIALLY AVAILABLE IN QUANTITY.
- INDICATED NUMBERS ARE WOLFE PIN NUMBERS.
- IF NO MECHANICAL DIMENSIONS ARE GIVEN, USE STANDARD DIMENSIONS.
- ON DIMENSIONS, DIMENSIONS INDICATES CLOCKWISE ROTATION OF MECHANICAL PARTS.
- FOR TUNING, SEE TUNING INSTRUCTIONS.
- CONTACT AND SPRINGS ARE TO BE REWORKED FOR CONTACT AND SPRINGS AS PER 4.2.2. CONTACT SPRINGS OF PANELS TO BE CHECKED FOR CONTACT. SPRING ARROWS INDICATE DIRECTION OF CONTACT. SPRING ARROWS INDICATE DIRECTION OF CONTACT.
- TUNING HEADS ARE DISMOUNTED SEPARATELY.

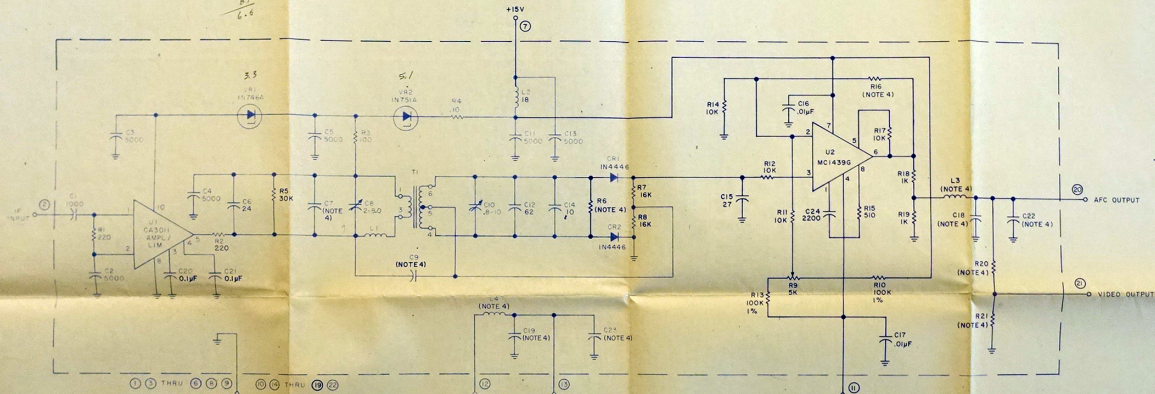
WHERE APPLICABLE:

UNIT SHOWN WHERE FOR POSITIVE OPERATION, FOR (HARVEST) OPERATION ON CUMMERBELL FULL RANGE TUNING AND POWER INDICATOR.

FILED FROM WJ-8730 (1683)

CONTRACT NO.	
DATE	
DESIGNED BY	
DRAWN BY	
CHECKED BY	
APPROVED BY	
ISSUE NO.	6113
DATE	14632
APPLICATION	

WJ WATKINS-JOHNSON
RECEIVER
WJ-8730A
SCHEMATIC DIAGRAM



- NOTES:
1. UNLESS OTHERWISE SPECIFIED:
 a) RESISTANCE IS IN OHMS, $\pm 5\%$, 1/4W
 b) CAPACITANCE IS IN pF
 c) INDUCTANCE IS IN μ H
 2. ENCIRCLED NUMBERS ARE MODULE PIN NUMBERS
 3. FOR U1 PIN ARRANGEMENT, SEE DETAIL A, U2 SEE DETAIL B, BOTTOM VIEW
 4. DIFFERENCE BETWEEN TYPES IS SHOWN IN TABULATION BLOCK.

DETAIL A



DETAIL B



HIGHEST REF DES USED	NOT USED REF DES
C24	SEE TAB
CR2	
L4	
R2	
T1	
VW2	

TABULATION BLOCK													
TYPE NO.	BW	L3	L4	C18	C19	C22	C23	R6	R16	R20	R21	C7	C9
791331	100KHz	2.2mm	1.8mm	.01uF	8200	N/U	N/U	N/U	16K	JUMPER	N/U	N/U	18
791338	200KHz	0.9mm	750	4700	3300	N/U	N/U	N/U	22K	240	470	N/U	8.2



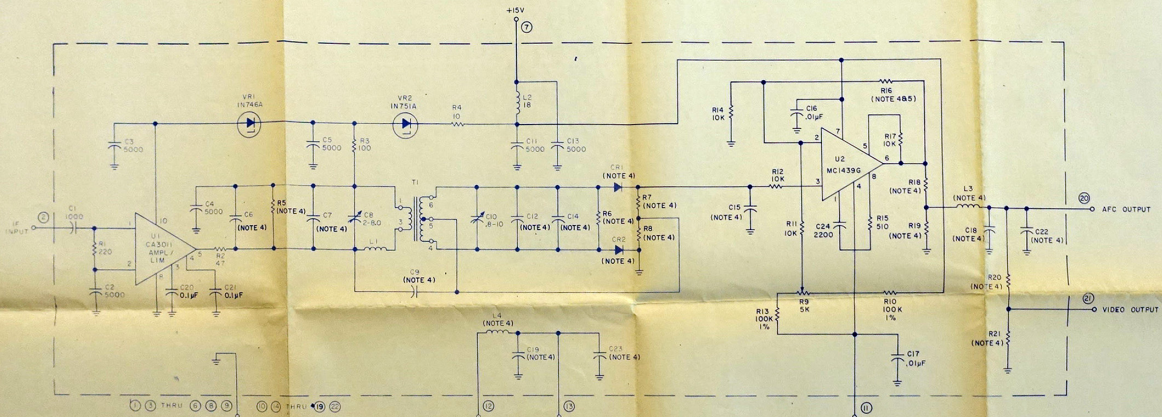
3096XX-1
 100-9079005

ROUTE TO M.R.P.

DESIGNED BY	WJ
CHECKED BY	WJ
DATE	7-8-75
ENGINEER	WJ
SCALE	1:1
APPROVED BY	WJ
DATE	7-8-75
FINISH	
APPLICATION	

QTY	VENDOR OR CODE IDENT	PART NO OR IDENTIFYING NO	NOMENCLATURE OR DESCRIPTION	NOTE	ITEM NO
PARTS LIST					
			GEI DIVISION		
			WU WATKINS-JOHNSON		
			FM LIMITER / DISCRIMINATOR		
			(100, 200 KHz BW)		
			TYPE (NOTE 4)		
SUB D	14632	14632	DRAWING NO.	42427	
SCALE: 1:1					

ENC. / REV.	DESCRIPTION	REVISIONS	DATE	APPROVED
C	REDESIGNED & REVISED	INC ECN 16641, 16644	7-11-75	JKS
D	INC ECN 16935		11-12-75	
E	INC ECN 17015		12-1-75	JKS



- NOTES:
- UNLESS OTHERWISE SPECIFIED:
 - RESISTANCE IS IN OHMS, ±5%, 1/4W
 - CAPACITANCE IS IN pF
 - INDUCTANCE IS IN μH
 - ENCIRCLED NUMBERS ARE MODULE PIN NUMBERS
 - FOR U1 PIN ARRANGEMENT, SEE DETAIL A, U2 SEE DETAIL B.
 - DIFFERENCE BETWEEN TYPES IS SHOWN IN TABULATION BLOCK.



HIGHEST REF DES USED	NOT USED REF DES
C24	SEE TAB
CR2	SEE TAB
L4	SEE TAB
R21	SEE TAB
T1	SEE TAB
VR2	SEE TAB
U2	SEE TAB



3126XX08

SEND TO
-M.R.P.-

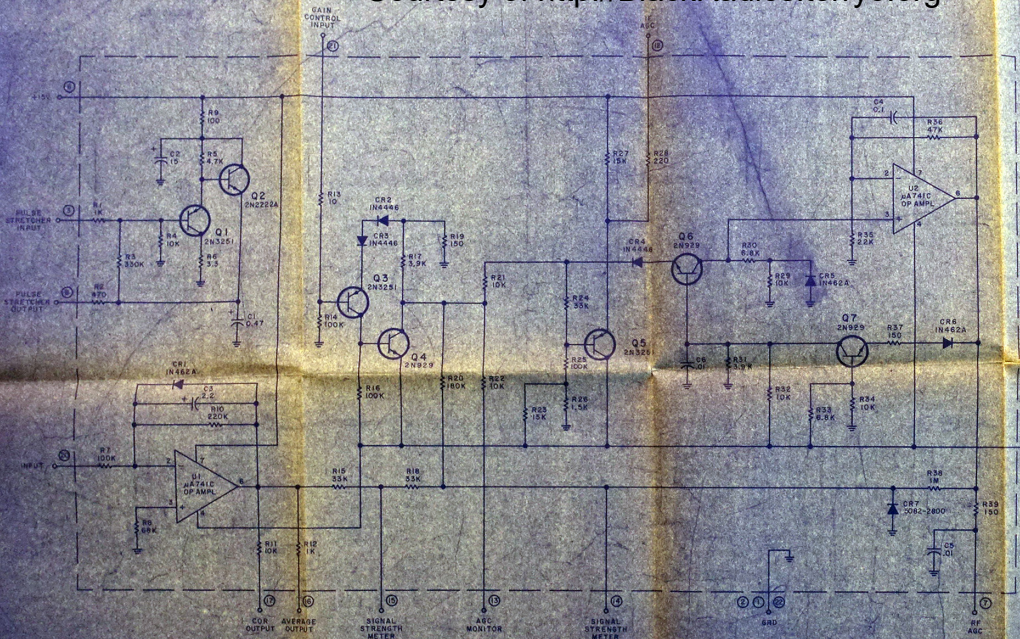
TABULATION BLOCK																								
TYPE NO.	B.W.	L3	L4	C6	C7	C9	C12	C14	C15	C18	C19	C22	C23	R5	R6	R7	R8	R16	R18	R19	R20	R21	CR1	CR2
791366	300KHz	750	470	2.2	4.7	8.2	30	15	27	2200	8000	NOT USED	NOT USED	30K	20K	16K	16K	30K	1K	1K	470	470	IN4446	IN4446
791329	500KHz	470	330	1.5	1.5	5.1	1.5	4.7	22	1500	1200	NOT USED	NOT USED	18K	12K	22K	22K	43K	JUMPER	NOT USED	910	470	5082-2800	5082-2800

5. NOMINAL VALUE, FINAL VALUE FACTORY SELECTED.

QTY	VENDOR OR CODE IDENT	PART NO OR IDENTIFYING NO.	NOMENCLATURE OR DESCRIPTION	NOTE	ITEM / PART NO.
PARTS LIST					
			DEI DIVISION WATKINS-JOHNSON MILWAUKEE, WISCONSIN, U.S.A.		
FM LIMITER / DISCRIMINATOR (300, 500KHz BW) TYPE (NOTE 4)					
DATE		7-15-75		SIZE	
ENGINEER		J. J. GUY		CODE IDENT NO.	
CHECKED		7-1-75		DRAWING NO.	
ENGINEER		J. J. GUY		14632	
NEXT ASSY		USE ON		2426	
APPLICATION					

Courtesy of <http://BlackRadios.terryo.org>

REVISIONS				
ECN	STR	DESCRIPTION	DATE	APPROVED
0001	0	REV W/SHOWN	11/72	
0002	0	REV W/STREETS	11/72	
0003	0	REV W/AS. NUMBER	11/72	



- NOTES:
- UNLESS OTHERWISE SPECIFIED:
 - RESISTANCE IS IN OHMS, ±5%, 1/4W
 - CAPACITANCE IN P.F.
 - CIRCLED NUMBERS ARE MODULE PIN NUMBERS
 - FOR U1, U2 PIN ARRANGEMENT, SEE DETAIL A.



000 08430 001
 APPROVED BY
 S. P. A.
 ELECTRICAL ENGINEER

QTY	VENDOR OR CODE IDENT	PART NO. OR IDENTIFYING NO.	NOMENCLATURE OR DESCRIPTION	NOTE

PARTS LIST

CONTRACT NO.		DATE	
MATERIAL		FINISH	
APPROVED		DATE	
VENDOR OR CODE IDENT		PART NO. OR IDENTIFYING NO.	

CONTRACT NO.		DATE	
MATERIAL		FINISH	
APPROVED		DATE	
VENDOR OR CODE IDENT		PART NO. OR IDENTIFYING NO.	

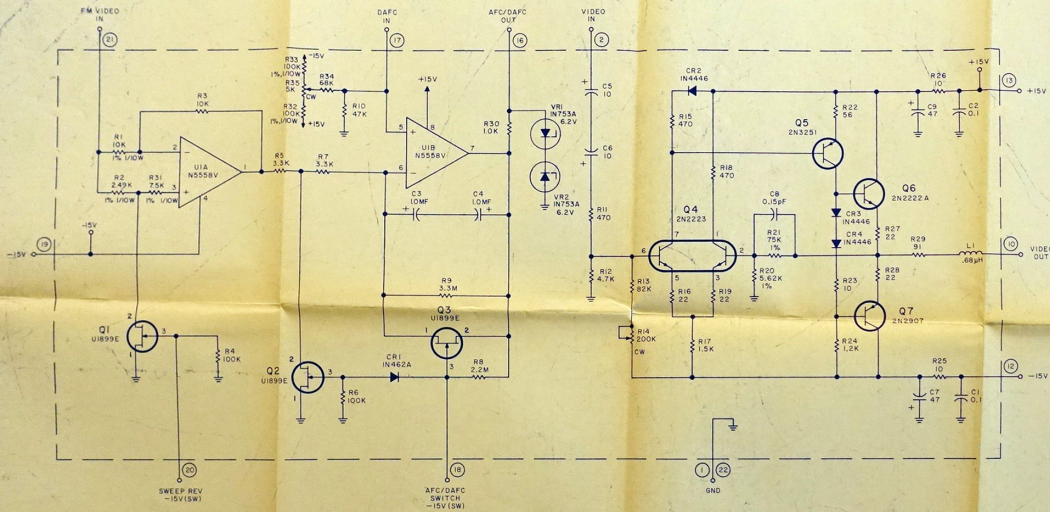
Q1 ONKORION
 WATKINS-JOHNSON
 MODEL 14-10000-001

PULSE/AVERAGE
 AGC AMPLIFIER
 TYPE 7875

REV. CODE IDENT NO. 41329
 M652

Courtesy of <http://BlackRadios.terryo.org>

ZONE	LT#	DESCRIPTION	REVISIONS
A	INC	ECN 16072	ADD 6 REVISIONS
B	INC	ECN 16498	CHANGE FROM 16072
C	REV	PER ECN 15485 (1644)	1-3-73
D	INC	ECN 16786	10-26-73



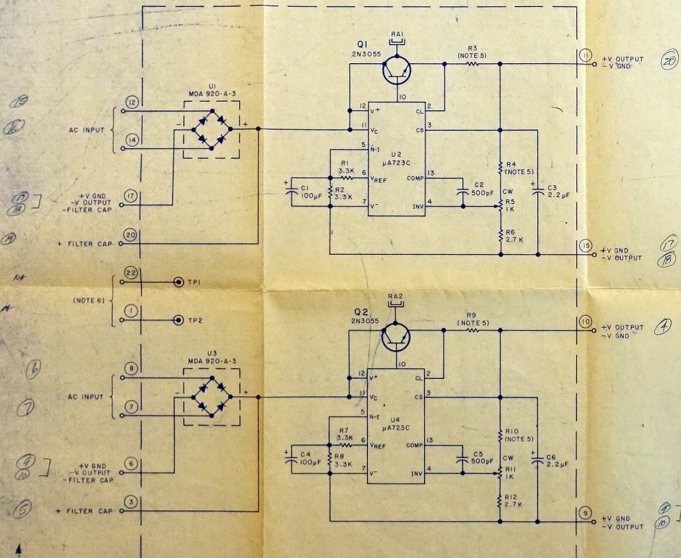
- NOTES:
1. UNLESS OTHERWISE SPECIFIED:
a) RESISTANCE IS IN OHMS, 5%, 1/4W.
b) CAPACITANCE IS IN μ F.
 2. ENCIRCLED NUMBERS ARE MODULE PIN NUMBERS.
 3. CW ON R14 INDICATES CLOCKWISE ROTATION OF ACTUATOR.
 4. LEAD ARRANGEMENT FOR U1 IS SHOWN IN DETAIL A.



QTY	VENDOR OR CODE IDENT	PART NO. OR IDENTIFYING NO.	NOMENCLATURE OR DESCRIPTION	ITEM NO. OR PART NO.
PARTS LIST				
		WJ WATKINS-JOHNSON ROCKVILLE, MARYLAND U.S.A.		
		VIDEO / DAFC-AFC AMPLIFIERS TYPE 738		
		308 4714001-8		
CONTRACT NO. DATE PREPARED BY: J.H. 11-9-73 CHECKED: [Signature] 11-9-73 ENGINEER: [Signature] 11-9-73		INCL. CODE IDENT NO. 42389 DRAWING NO. 42389		
WJ-7350 NEXT ASSY USED ON		SCALE 20229 INSET		
APPLICATION				

Courtesy of <http://BlackRadios.terryo.org>

ECN NO.	ZONE	LTR	REVISIONS	
			DESCRIPTION	DATE
15497	A	ADDED -10		8-12-74
	B	ADDED -11, PIN 10 WAS PIN 1		9-12-74
	C	ADDED -12 B -13 TO TABLE 1		6-19-75



- NOTES:
1. UNLESS OTHERWISE SPECIFIED, RESISTANCE IS IN OHMS, .25%, 1/4W.
 2. ENCLOSED NUMBERS ARE MODULE PIN NUMBERS.
 3. PIN ARRANGEMENT FOR U2 AND U4 IS SHOWN IN DETAIL #.
 4. CW ON R5, R11 INDICATES CLOCKWISE ROTATION OF ACTUATOR.
 5. DIFFERENCE BETWEEN DASH NUMBERS IS SHOWN IN TABLE 1.
 6. TEST POINTS TO BE CONNECTED TO V OUT ON THE MOUNTING CONNECTOR.



ON 76236 Pins 17 Turned to 15
 6 " 9
 1 " 9 or 13
 22 " 11 or 15

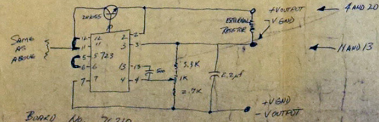
TABLE 1

DASH NO	VOLTAGE	MAX CURRENT	R3	RA4	R9	R10
-1	2.5	.5A	1.0, 1/2W	75Ω	1.0, 1/2W	75Ω
-2	2.5	.75A	0.68, 1W	75Ω	0.68, 1W	75Ω
-3	1.12	.5A	1.0, 1/2W	7.5K	1.0, 1/2W	7.5K
-4	1.12	.75A	0.68, 1W	7.5K	0.68, 1W	7.5K
-5	1.15	.5A	1.0, 1/2W	10K	1.0, 1/2W	10K
-6	1.15	.75A	0.68, 1W	10K	0.68, 1W	10K
-7	1.18	.5A	1.0, 1/2W	13K	1.0, 1/2W	13K
-8	1.18	.75A	0.68, 1W	13K	0.68, 1W	13K
-9	1.5V 418V	.75A	0.68, 1W	75Ω	0.68, 1W	10K
-10	1.24V	.5A	1.0, 1/2W	18K	1.0, 1/2W	18K
-11	1.18V ± 24V	.2A	2.7Ω, 1/2W	13K	2.7Ω, 1/2W	18K
-12	1.2V ± 24V	.5A	1.0, 1W	75K	1.0, 1W	18K
-13	1.5V 424V	.5A	1.0, 1/2W	75Ω	1.0, 1/2W	18K

ISSUED
 NOV 18 1975
 BRACKEN

JOB # 710011A

Pin Numbers
 For 76210



BOARD No. 76210

WJ-112 OPERATOR SPECIFIED DIMENSIONS AS IN DETAILS & 17-11 DIMENSIONS & TOLERANCES UNLESS OTHERWISE SPECIFIED MATERIAL FINISH WJ-8940 G15, 48141580 WJ-9085/150 NEXT ASSY USED ON APPLICATION		CONTRACT NO. DATE PREPARED P. W. S. 3-12-74 CHECKED P. W. S. 3-12-74 ENGINEER G. E. G. 3-12-74	WJ WATKINS-JOHNSON GAITHERSBURG, MARYLAND, U.S.A. 1.5V THRU 1.24V DUAL POWER SUPPLY TYPE 76236-1 THRU -13 (NOTE 2)
SIZE CODE IDENT NO. DRAWING NO. D 14632 42487		SCALE: 1:1 JOB 80237 SHEET 4 OF 4	